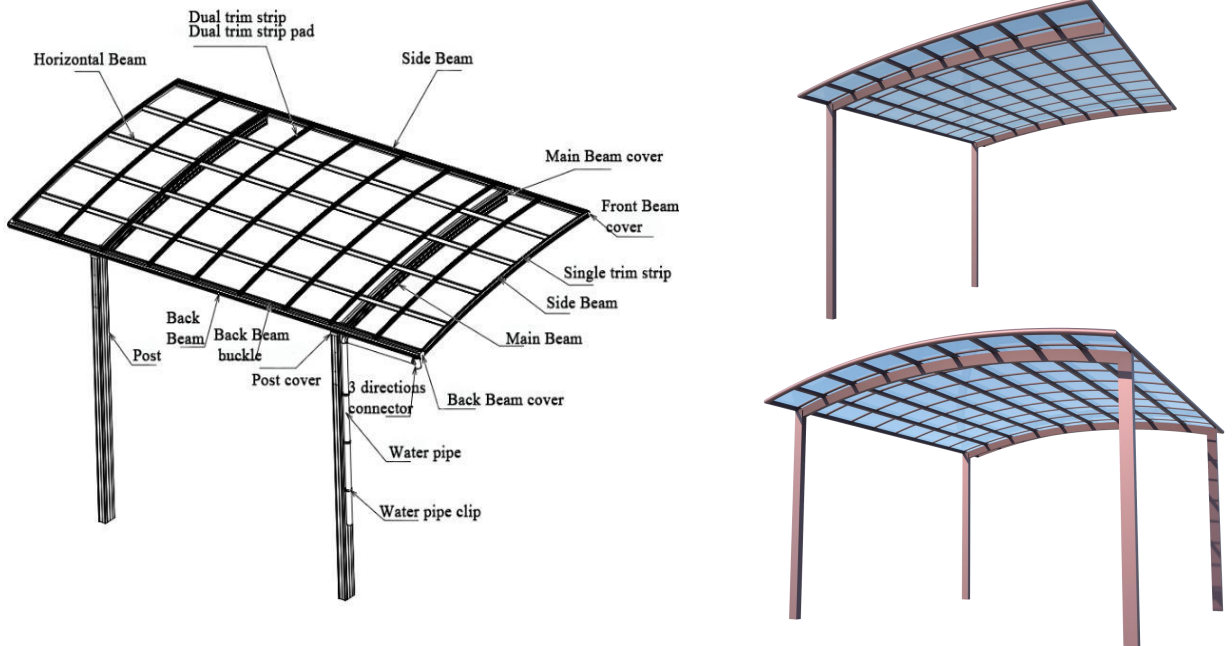









## Carport Construction details












### SK-C01



#### 1.Aluminum Structure material

Reference	Specification/Size	Reference	Specification/Size	Reference	Specification/Size
	Main Post 91*161 mm 2.2-3.8mm		Main Beam 65*130mm 1.0-2.5mm		Front Beam 50*63mm 1.0-2.0mm
	Back Beam 63*68mm 1.0-2.5mm		Back Beam(Revised) 93*68mm 1.0-2.5mm		Side Beam 42*64mm 1.0-1.5mm
	Mullion Beam 45*50mm 1.0-2.0mm		Sheet Support 14*45mm 0.8-1.2mm		Sheet Cover 4*45mm 0.8-1.0mm
	Sheet Side Cover 4*30mm 1.0mm		Back Beam Sheet cover 12*51 mm 1.0mm		Drain pipe Ø40 or 60mm 1.0 or1.1mm

## 2. Plastic accessories

Reference	Specification/Size	Reference	Specification/Size	Reference	Specification/Size
	Front Beam left cover		Front Beam right cover		Back Beam left cover
	Back Beam right cover		Post cover		Main Beam cover
	Elbow		T linker		Pipe clip
	Flat base (Water pipe)		Falling water cover		

## 3. Other accessories

Reference	Specification/Size	Reference	Specification/Size	Reference	Specification/Size
	Screw M8*20		Nut-M8		Screw mat-M8
	Screw 12*4mm		Screw 16*4mm		seal strip M
	seal strip S		Rebar		Support fitting



Structure steel



Post Steel

